



St. Michael's C of E Primary School
Ongoing Activities



I love seeing your work so if you want to send anything in you can do this via Class Dojo, on Facebook or e-mail us with what you are doing.

Subject	Links	Ideas
Writing		<ul style="list-style-type: none">• Write daily Dairy entry• Write your own twist on your favourite fairy tale, for example 'The Three Little Wolves and the Big Bad Pig.'• Create an information text about a habitat of your choice.• Write your own poem about Spring.• There is a new 10 minute writing challenge every day, hosted by a different children's author. They are fun, inspirational and perfect for home learning. Write your 10 minute writing challenge in your home learner. Find the appropriate links below.
Maths	Multiplication and Division	<ul style="list-style-type: none">• Mathletics - 5 tasks• Practice your 2, 5 and 10 times tables.• Number bonds to 10 and 20.• Find fractions of shapes around the home and fractions of different amounts.
Authorfy	Full video http://authorfy.com/10minutechallenges Join https://authorfy.com/	Everyday there is a new 10 minute writing challenge every day, hosted by a different children's author. They're fun, inspirational and perfect for home learning 📖 Write your 10 minute writing challenge in your home learner.



St. Michael's C of E Primary School
Book - Year 1



We would like everyone to watch How to Hide a Lion by Helen Stephens and answer a question a day on the book.

	Activity	Website	Information
Monday	Prediction	https://www.youtube.com/watch?v=E3SZS04yCIw	Before you read the story, look at the front cover. What do you think the story will be about?
Tuesday	Inference	https://www.youtube.com/watch?v=E3SZS04yCIw	How do you think the lion is feeling when he runs away from the townspeople?
Wednesday	Inference	https://www.youtube.com/watch?v=E3SZS04yCIw	Why did Iris put a plaster on the lion's paw?
Thursday	Retrieval	https://www.youtube.com/watch?v=E3SZS04yCIw	Can you list the places that Iris tried to hide the lion?
Friday	Vocabulary	https://www.youtube.com/watch?v=E3SZS04yCIw	The author uses the word 'raced' to describe how the lion left the house. What does this tell us about the way the lion was moving?



St. Michael's C of E Primary School
Ideas / Competitions / Events



Competition

Activity	Information
RSPB Wildlife Art	<p>Create a piece of art inspired by nature - let your imagination run WILD! There are 2 categories to choose from this year - REAL LIFE - entries using more traditional approach of paints, pastels, acrylics, pens or pencil. And out new GO WILD category - for those of you who want to 'go wild' in every sense of the word.</p> <p>To enter, email a photo of your art work to competitions@rspb.org.uk with the heading WildArt 2020 Competition. Tell us your age and category selection Closing date is Friday 28th August 2020. https://www.rspb.org.uk/fun-and-learning/for-kids/rspb-kids-competitions/wild-art/</p>
Worcester and Bosch	<p>Focus on the environment and create a piece of art. Let your imagination run wild and create a piece of hand-crafted art or take a photograph that reflects the theme, 'The Environment and the Home'. For example, a chimney with a bad cough, or a home which uses energy from purely natural sources. The only limit is your imagination.</p> <p>The winner will receive a £50 love to shop voucher to spend on something of your choice. To enter, visit the website below and send your art to the given address. Closing date is 31st August 2020. https://www.worcester-bosch.co.uk/environment-2020/childrens-art-competition</p>
International Kids Art Contest	<p>The main theme of this contest is 'Travelling around the world'. All contestants will be judged of their original style and artistic value. There is no theme to this drawing contest as you can draw or paint what you feel represents your original style and artistic value. Drawings must be original and authentic.</p> <p>For more information, visit the following website: https://www.degallery.us/art-contest/</p>



**St. Michael's C of E Primary School
Foundation Subject**



This week we are focusing on Art.

Subject	Links	Ideas
Art	Andy Goldsworthy	<ul style="list-style-type: none"> • Research the artist Andy Goldsworthy and evaluate some of his work, what do you like? What do you dislike? • Gather and use natural materials to create a piece of artwork inspired by Andy Goldsworthy. • Create a poster about natural art. You may describe what natural art is, explain what techniques and media can be used, compare your artwork to that of Andy Goldsworthy and/or evaluate your own artwork.





Ideas	Links
Creating a self-portrait based on the work from famous artists.	
Take an image of a face from a newspaper or magazine and cut it up. Rearrange the pieces so that it is in the style of Pablo Picasso.	https://www.pablocicasso.org/
Find a small object and create a large drawing based on what you can see. Use any medium (pencil, pen, paint) that you want.	https://www.accessart.org.uk/drawing_large/
If you do not want to create a neat drawing or want to be more expressive with your art, try looking at art by Jackson Pollock and see if you can create your own.	https://www.tate.org.uk/art/artists/jackson-pollock-1785
Research the art works of Andy Goldsworthy. Which do you like and dislike? Can you explain why?	https://www.goldsworthy.cc.gla.ac.uk/
Practice your sketching and design your own Andy Goldsworthy inspired artwork using items from around the home or outside in the garden.	
Create your own Andy Goldsworthy design using outdoor materials.	https://www.goldsworthy.cc.gla.ac.uk/
Become inspired by Andy Goldsworthy's photography and become a photographer yourself. Take pictures of fascinating parts of nature and arrange it in different ways.	
Experiment with the colours you have at home. Try light strokes, heavy strokes, mixing colours etc. Can you figure out how to create secondary colours using only primary ones?	
Make a nature paintbrush and create a piece of art inspired by the outdoors. Could you paint a rainbow? The forest? A seaside?	https://www.messylittlemonster.com/2015/07/stick-craft-nature-paintbrushes.html
Clingfilm art. Try painting or drawing on clingfilm rather than paper. Can you find any other materials to paint or draw on?	





St. Michael's C of E Primary School
Ideas for the week



Here are some ideas you might want to do each day. Share your work with us.

	Activity	Website	Information
Monday	World Rainforest Day	https://worldrainforestday.org/ https://www.nationalgeographic.org/encyclopedia/rain-forest/#:~:text=A%20rain%20forest%20is%20simply,a%20high%20amount%20of%20rainfall.&text=Rainforests%20thrive%20on%20every%20continent,the%20Congo%20River%20in%20Africa.	Find a unique animal from the rainforest and create a poster. Include a drawing or an image of your chosen animal on the cover and as many facts as you can about it. What does it eat? Where does it live?
	Talk for Writing - Sydney Spider	http://www.stmichaelsprimary.durham.sch.uk/our-classes/coronavirus-resources/year-1-2-coronavirus/	Continue to enjoy the story 'Sydney Spider - A Tale of Friendship' and throughout the week, work through the activity booklet up to page 18.
	Transition Activity - Moving to a new class	http://www.stmichaelsprimary.durham.sch.uk/our-classes/coronavirus-resources/year-1-2-coronavirus/	Throughout the week, work through the power point (week 2) and complete a range of transition activities that will help you with your move to Year 2 in September!
Tuesday	International Women in Engineering	https://www.stem.org.uk/news-and-views/opinions/beatrice-tilly-shilling-pioneering-engineer  	Beatrix Shilling revolutionized WW1 engines and was one of the fastest race car drivers. Your task is to design and create a paper aeroplane and become an engineer. Evaluate your design to increase speed and distance.
Wednesday	Andy Goldsworthy inspired art.	 	Create a piece of art based on Andy Goldsworthy. Use the nature you have found out on your walk or in your garden and photograph it. Compare your art to Andy Goldsworthy.

	Activity	Website	Information
Thursday	Global Beatles Day	https://www.youtube.com/watch?v=KQetemT1sWc	As it is Global Beatles Day, listen to this Beatles song 'Here Comes the Sun' and draw a picture to represent how you are feeling and what this song makes you think of.
Friday	Plant pot art		Create your own lolly stick plant pot art. Use recycled materials from around the house for example cardboard, lolly pop sticks, paper or plastic to create a plant pot of your own.
	Animal Handprints		Draw around your hand and make it into an animal. Add colour and decoration to make your Animal Handprint stand out. Can you create a number of animals from the same habitat?



St. Michael's C of E Primary School
Rights Respecting



Article	Website	Information
Article 30 Minority or indigenous groups, culture, language and religion	https://www.unicef.org.uk/rights-respecting-schools/resources/teaching-resources/guidance-assemblies-lessons/article-of-the-week/	This flexible resource is intended to provide you with some easy to use, appropriate rights-related learning to share with your children. Please use the activities on slides 7 and 8 as these are for primary school children.

Every child has the right to learn and use the language, customs and religion of their family whether or not these are shared by the majority of the people in the country where they live.



St. Michael's C of E Primary School
World Class School



Mr Houghton sent a letter out which explained this. If you need any further help please get in touch.

Subject	Information
World Class School	Each day choose a green "We are..." characteristic to complete your 'World Class Diary'. You are required to do the following: - <ul style="list-style-type: none"> • Draw, paint, collage yourself doing, showing or being the green characteristic. • Label your picture (or ask an adult to help) that explains the picture and how you are doing it or being it. Tick off the completed green "We are..." characteristic.

Tick each characteristic once completed in your 'World Class Diary'.

"We are..." characteristics									
good friends		helpful		responsible for our environment		wanting to be the best we can be		caring	
honest		interested in lots of different things		ready for our next steps		enthusiastic and excited about learning at school and outside of school.		proud of our schools	
"We are good at..." characteristics									
listening		learning from mistakes and not giving up		thinking		communicating		leading	

taking risks		researching		planning		improving our work		problem solving and coming up with solutions	
working with others and on our own		coping with change		imagining the future		understanding how we feel about things		understanding how other people feel about things.	



St. Michael's C of E Primary School
NCETM Daily Lessons



KS1 - Multiplication

	Subject	Website	Information
Monday	Maths - Multiplication 3	https://www.youtube.com/watch?v=sDScEimy-ro&list=PLQqF8sn28L9ylG87v575aUwviowI5dr8H&index=12&t=0s	Lesson 11 Writing the two times table in two ways.
Tuesday	Maths - Multiplication 3	https://www.youtube.com/watch?v=A0mfIy2Ui08&list=PLQqF8sn28L9ylG87v575aUwviowI5dr8H&index=12	Lesson 12 Practise saying the two times table with 2 as the first factor and as the second factor.
Wednesday	Maths - Multiplication 3	https://www.youtube.com/watch?v=C469B020BIc&list=PLQqF8sn28L9ylG87v575aUwviowI5dr8H&index=13	Lesson 13 Equations with expressions either side with the group size of 2.
Guidance		https://www.ncetm.org.uk/files/117084492/Teacher+guidance+for+KS1+Multiplication+2+1+to+3.pdf	



St. Michael's C of E Primary School
Online Activities



Day	Time	Information	Subject / Year	Website
Daily	9am - 9.30am	Joe Wicks - You Tube Channel	PE	https://www.youtube.com/user/thebodycoach1
Daily	10am	Dr Chip's daily dose of Science, Engineering and Computing - Please use the external links via the weblink.	Science, Engineering and Computing	https://drchips.weebly.com/
Daily	10am	Tumble Tots Tumble Tots is the UK's Leading National Active Physical Play Programme for Children from 6 Months to 7 Years.	PE	https://www.facebook.com/TumbleTotsHQ/
Daily	10.30AM	Sally's Adventure Club Details of what the focus is on will be announced the day before but will do things like play ideas, songs, stories and crafts.	Songs, stories and crafts	https://www.facebook.com/sallysadventureclub/
Daily	11am	David Walliams Elevenses David Walliams reads one of his books each day - previous chapters are on the website	Stories	https://www.worldofdavidwalliams.com/elevenses/
Daily	11.30am	Oti Mabuse - Facebook Live Kids themed dance classes BBC Strictly Come Dancing Champion	PE	https://www.facebook.com/OtiMabuse/

Day	Time	Information	Subject / Year	Website
Daily	1pm	Natasha Lamb basics of British Sign Language - daily video to learn sign language - 1 hour Younger children will need support from parents	Sign Language - All	https://www.youtube.com/channel/UC9w889Lid1JHB-AX4dCoQoQ
Daily	2pm	Get Creative - craft activities (the Facebook page tells you earlier on a morning what you will need to do the activities)	Art - All	https://www.facebook.com/CreationStationLtd
Daily	2pm	Lady land Art Club Monday - Still Life Challenge - pens, pencils or paint and paper Tuesday - Active Art - Rip it up! pens, pencils, glue and coloured paper Wednesday - Craft - Leaf Puppets - leaves, paper, tape, sticks Thursday - Design - Design a mural - pens, pencils and paper Friday - Art - Spooky Masks - cardboard, recycling, glue, tape and scissors	Art - All	https://www.instagram.com/p/B9_XmPKHKRi/
Daily	5pm	School Story time - a different teacher each day reading a story book	Story time	https://www.youtube.com/channel/UChAshsxxwAnB_NB_xAcB-FKw?view_as=subscriber
Daily	5.30pm	Chapter Book - Mr Hindmarsh reading The Boy At The Back Of The Class	Story time	https://www.youtube.com/channel/UChAshsxxwAnB_NB_xAcB-FKw?view_as=subscriber
Daily	7pm	Story Time with Oliver Jeffers - Reading a book each day Previous day books are below for people to watch at another time	Story Time	https://www.oliverjeffers.com/abookaday/

Day	Time	Information	Subject / Year	Website
Mondays	9.30am	Ben Clantoon - Instagram Miximal Mondays - click on Instagram picture to watch the video live. Drawing pictures of animals	Drawing	https://www.instagram.com/benclantoon/
Monday	6.30pm	Tom Fletcher - reading a story Videos available after he has read the story	Story time - All	https://www.youtube.com/user/tommcflytwitter
Tuesday and Thursday	10am	Draw with Rob Learn to draw different characters from his book	Drawing - All	http://www.robbiddulph.com/draw-with-rob
Tuesday and Thursday	2.30pm	Adam Bushnell - Story Teller Join Adam for a story which will get the imagination following - send things in to him for the chance to be in with a shout out.	Story Time - All	https://www.youtube.com/channel/UCOMauzYgXgNrgyHWFB4I7gQ
Friday	10am	Seven Stories A different author each week reading a story to the children - check out their Facebook page during the week to see who will be reading the story.	Story Time - All	https://www.facebook.com/7Stories