



St. Michael's C of E Primary School
Ongoing Activities



I love seeing your work so if you want to send anything in you can do this via Tapestry, on Facebook or e-mail us with what you are doing.

Subject	Links	Ideas
Reading	Listening to stories	<p>Reception and Nursery could:</p> <ul style="list-style-type: none"> • Listen to a range of stories including fiction and some non-fiction books on under the sea or other interests. • Listen on you tube to stories such as 'Barry the Fish with Fingers' 'Sharing a Shell' and 'Tiddler' or some pirate stories like 'Pirate Pete and His Smelly Feet'. • Encourage you child to turn the pages in books independently and make up their own stories using the pictures from the book. Record them on Tapestry. • Free website links to books to read online: https://www.oxfordowl.co.uk/for-home/ https://www.storylineonline.net/ https://www.bbc.co.uk/iplayer/episodes/b00jdlm2/cbeebies-bedtime-stories <p>Additional for Nursery:</p> <ul style="list-style-type: none"> • Recognise/Read your name (first name only) • Sing lots of nursery rhymes and songs every day.
Writing	Writing sentences phonetically.	<p>Reception children could:</p> <ul style="list-style-type: none"> • Find out about some animals that live in the sea and draw a picture of their favourite sea animal. They could then use their phonics to write a simple sentence or two about that animal. • Make a fact book about animals in the sea, cut images of sea animals and write about them on a different page. • Write a recount from a day at the beach, you could watch a clip of a day at the beach https://www.bbc.co.uk/iplayer/episode/b05pvrt7/justins-house-series-3-19-day-at-the-beach • Label an image of the beach including sand, sea, bucket, spade etc. • Create a travel brochure. Use images off the internet or draw places you would like to visit this could be our local seaside. Add lots of pictures but don't forget to write a little sentence about each place e.g. I want to visit Seaham. • Read/Listen to a pirate story such as 'Pirate Pete and His Smelly Feet' https://www.youtube.com/watch?v=MCS3J8Z6aDk Then create a wanted posters for the pirates. Draw your pirate and write a little description about him! • Read the story 'The Lighthouse Keepers Lunch' https://www.youtube.com/watch?v=46wCRq50Wwg and then write instructions for making a sandwich for a lunch. • Write postcards from the different places you have visited or want to visit! You could even post them to school for us to look at when we return!

Subject	Links	Ideas
		<p>Nursery children could;</p> <ul style="list-style-type: none"> • Practise writing your name. • Find out about some animals that live in the sea and draw a picture of their favourite sea animal. They could then tell you all about their picture. • Read/Listen to a pirate story such as 'Pirate Pete and His Smelly Feet' https://www.youtube.com/watch?v=MCS3J8Z6aDk then draw a picture of a pirate. Can you talk about what you have drawn. • Read the story 'The Lighthouse Keepers Lunch' https://www.youtube.com/watch?v=46wCRq50Wwg and then draw all your favourite picnic foods. What would you love to eat for your lunch? Remember to encourage your child to talk about what they are drawing/colouring. • Draw a picture of you and your family at the seaside. Who is going with you? What are you going to take?
Phonics		<p>Reception children could;</p> <ul style="list-style-type: none"> • Weekly Phonics work (separate sheet) with 5 tasks - 1 task per day to complete for reception children. • Reading of their home reading book - published on Tapestry. <p>Nursery children could;</p> <ul style="list-style-type: none"> • Listening to nursery rhymes and stories. • Play listening games where your child has to tune into a sound and guess what it is e.g. play animal sounds on youtube and let your child guess which animal it might be. • Eye spy game at sound level (not letter names) e.g I spy with my little eye something beginning with /s/ as opposed to the letter name 'ESS'. • Play three different sounds and ask your child what was the first sound they heard, the second sound and the last sound. This will help them to tune into the sounds in order in preparation for listening to sounds in words when they move to reception. • Say simple words to your children segmented into their sounds e.g. cat would be c-a-t ask your child what the word is that they can hear.
Communication and Language	Speaking, listening and having conversations	<p>Reception and Nursery could;</p> <ul style="list-style-type: none"> • Encourage your child to have a conversation with you several times a day. You could talk about a story, a favourite day out or something your child is interested in. Encourage and model good use of language and sentence construction, remodelling their sentences correctly where necessary. E.g. "I goed to park!" You would model back, "That's right you went to the park" emphasising the word 'went'. • Play an instruction game like Simon says. Ask your child to follow each instruction starting simply with one instruction e.g. Touch your toes then add two instructions together e.g. Touch your toes and then clap your hands. You could even add three instructions in one sentence and see if your child can do it! Make it as silly as you like! • Set up some role play opportunities this could be seaside themed e.g. a paddling pool in the back garden with buckets and water toys. Talk about all the things they are doing, ask question which start how might...? Or I wonder if...?

Subject	Links	Ideas
		<ul style="list-style-type: none"> • Pretend to be a pirate for an hour. Talk like pirates, walk like pirates and act like pirates. Put on silly voices and tell each other to 'Walk the plank!' Add costumes e.g. hats and swords if you have them! Don't forget the treasure! • Make sock puppets and have conversations with them. This is a great way to promote speaking and listening with your child. They need to listen carefully to what you ask and respond appropriately. • Reinforce turn taking within a conversation, good eye contact and listening skills. <p>Free website to support and develop speech and language.</p> <p>https://www.bbc.co.uk/tiny-happy-people</p> <p>https://hungrylittleminds.campaign.gov.uk/</p> <p>http://www.thecommunicationtrust.org.uk/early-years/</p>
Maths	Number recognition Counting Addition Subtraction Shapes	<p>Reception children could:</p> <ul style="list-style-type: none"> • 5 Mathletic tasks each week. • Daily quizzes on a separate sheet • Practice counting forwards and backwards to 20 • Writing numbers 1-20 in order • Complete a number line in order to 20. • Counting objects around the house to 20 for reception and 5/10 for nursery. • Adding two single digit numbers so the answer is no more than 10 e.g. $4 + 6 = 10$ • Subtracting two single digit numbers so the answer is 10 or less e.g. $10 - 3 = 7$ • One more and one less - reception children should work on automatic recall of numbers one more or one less than 20 e.g. what is one more than 10, one less than 5, one more than 16, one less than 20 etc. • Solve problems with doubling, halving and sharing. The answer should remain within 20. Children could set up a picnic and share out 10 items between 2 teddies and see how many they would get each. • Combine objects into equal groups of 2s, 5's and 10's and beginning to count in these multiples • Describe their relative position such as behind, between, next to etc. • Use everyday language to talk about position and distance e.g. Forwards, backwards, left, right, furthest, shortest. <p>Nursery children could;</p> <ul style="list-style-type: none"> • Practice counting forwards and backwards to 5/10 • Recognising numbers and match these to the correct quantity to 5/10 • Counting objects around the house to 5/10 • Addition practically e.g. give the children 3 teddies and then add 1 more and ask how many do we have altogether? You could also model the language of adding by saying, 'Yes 3 teddies add 1 more teddy equals 4 teddies!' • Subtraction practically e.g. give the children 3 teddies and then remove 1 and ask how many do we have now? You can then model the language of take away and say 'Yes 3 teddies take away 1 teddy equals 2 teddies!' • Shape hunts for 2D shapes including circle, square, rectangle and triangle. • Play games to promote positional language such as hide the teddy hide him on, behind, next to, in front of and in, model this language and ask your child to repeat these back.

Subject	Links	Ideas
		Free websites: http://www.snappymaths.com/ https://www.topmarks.co.uk/maths-games
Physical Development (including Health and Self Care)		Reception and Nursery could; <ul style="list-style-type: none"> • Use outdoor equipment riding bikes and scooters, climbing, throwing and catching, developing spatial awareness and coordination. • Hold a mini sports day follow the link for some fun activities https://www.biggamehunters.co.uk/acatalog/Sports-Day-Activities-Primary-School.html#primary-school-sports-day • Make dinner/lunch together and talk about why we eat lots of some food and only have a little bit of others. Link this to the story 'The Lighthouse Keepers Lunch'. Encourage your child to use appropriate kitchen utensils, things such as spreading and cutting will help fine motor skills and stirring and rolling will help gross motor skills. • Remember to keep encouraging and promoting good handwashing throughout the day. Make sure you time your child to ensure they are washing for 20 seconds. Paint their hands so they can see all the dirt and how hard it is to get it off. • Fins out about how to look after your teeth because pirates didn't do a very good job! Talk about and promote good oral hygiene.
Expressive Arts & Design		Reception and Nursery could; <ul style="list-style-type: none"> • Explore a range of songs and follow simple dance moves. There are a lot of videos on you tube, try this one to get you started https://www.youtube.com/watch?v=KpdRc9L97TY • Make some musical instruments with empty containers and dried beans or pasta. If you don't have access to this don't worry some pots and pans and a wooden spoon will do just fine! Experiment with volume, quiet and loud and Tempo fast and slow. Try to tap out a simple rhythm for your child to repeat back to you. • Make a collage from material that you have found outside/at the beach. • Use cardboard, plastic bottles, paper, pipe cleaners etc to make some fantastic models, this could be castles, pirate ships or a car!
Personal, Social and Emotional Development		Reception and Nursery could; <ul style="list-style-type: none"> • Agree some new clear boundaries with your child to help manage their feelings and behaviours. This is a great opportunity to discuss why we have boundaries e.g. if toys are left on the floor they might get stood on and broken, what would be the best thing to do with the toys? You could ask your child to write these agreements with you or draw a picture to symbolise them clearly. • Create feeling faces. On face templates draw different expressions and discuss what they mean e.g. happy, sad, worried, angry or upset. Use a mirror to explore what this might look like on your face. Discuss why we might feel this way and what your child can do to manage these feelings. Refer to these feelings every day. • Remember to play games and take turns this is crucial for social and emotional development.


Subject	Links	Ideas
Understanding the World.		<p>Reception and Nursery could;</p> <ul style="list-style-type: none">• Research some sea creatures. Here is a link to some unusual and new sea creatures https://www.nationalgeographic.com/environment/oceans/photos/deep-sea-creatures/• Go to the seaside (following social distancing guidelines) do some rock pooling and explore the creatures found at the seaside.• Draw a simple treasure map. Hide some treasure in the garden and draw a simple map to show where the treasure is buried. Remember X marks the spot!• Find out about the people that help us at the seaside e.g. Lifeguards and Coast guards. Learn all about Colin the Coastguard here, https://colinthe coastguard.com/• Talk about how to keep safe in the water. Can you write down one thing you have learnt about how to keep safe in the water.• Set up an ice cream shop this will help with being imaginative. You could make signs and posters to show how much items cost and what is on the menu. Don't forget the money (this links lovely with maths).



St. Michael's C of E Primary School
Book



We would like everyone to watch this book 'Aliens Love Underpants' by Clare Freedman and answer a question/complete an activity a day on the book.

	Activity	Website	Information
Monday	Read/Listen to the book	https://www.youtube.com/watch?v=ADnAGBWlqzE	Listen to the story on YouTube or read a copy if you have one at home!
	Discussion time		Talk about the story and ask your children what they enjoyed about the story. Use the book illustrations to talk about character descriptions. Encourage children to describe the aliens, thinking about what they look like and what characteristics they might have.
Tuesday	Sorting Pants!		Set up a washing line full of different pants, different sizes and different colours. You could then sort them into categories of the same colour or the same size or even order them from biggest to smallest. You could even add numbers to them and put them in order 1-5 for nursery and 1-20 for reception.
Wednesday	Paint/Draw an alien		Get creative and paint, draw your own alien. Think about the colour, how many eyes, legs, noses, will he be big or small? Talk about your alien with your adult. If you are reception can you write a sentence to describe your alien? You could even try and write a little story about your alien!
Thursday	Make a rocket!	https://www.nigb.org/docs/fizzybottlerockets_infosheet_v2_0.pdf	Using cardboard, tin foil, toilet roll tubes, glue and paint why not make your very own spaceship/rocket so you can go to space!  You could even have a go at the launching a rocket, following the link provided.

	Activity	Website	Information
Friday	Make space cookies	https://www.bbcgoodfood.com/recipes/planet-cookies	Make some space themed cookies using cutters and decorate with icing! Don't forget to talk about the measurement of the ingredients when you are weighing them and the changes that occur during cooking.



St. Michael's C of E Primary School
Ideas / Competitions / Events



Competition




Activity	Information
RSPB Wildlife Art	<p>Create a piece of art inspired by nature - let your imagination run WILD! There are 2 categories to choose from this year - REAL LIFE - entries using the more traditional approach of paints, pastels, acrylics, pens or pencil. And our new GO WILD category - for those of you who want to 'go wild' in every sense of the word. To enter this category, experiment with textiles, sculpture, recycled and eco-friendly materials, collages - anything goes!</p> <p>Find out more here: https://www.rspb.org.uk/fun-and-learning/for-kids/rspb-kids-competitions/wild-art/</p>
International Kids Art Contest	Find out more about the competition here; https://www.degallery.us/art-contest/
Worcester and Bosch	<p>To be in with a chance of winning, all you have to do is use your imagination to create a piece of hand-crafted art or to take a photograph that reflects the theme, 'The Environment and the Home'. For example, a chimney with a bad cough, or a home which uses energy from purely natural sources. The only limit is your imagination.</p> <p>Find out more here: https://www.worcester-bosch.co.uk/environment-2020/childrens-art-competition</p>



St. Michael's C of E Primary School
Foundation Subject



This week we are focusing on Art.

Ideas	Links
<p>Creating a self portrait based on a famous artist. Make sure you use a mirror to make sure you get all the correct features. You could choose a different style of drawing.</p>	
<p>Learn a new style of art. Why not try a Kandinsky style of art, using different colours in circle shapes.</p> 	<p>https://orangeeaselart.com/orange-easel-blog/top-10-famous-artists-to-teach-preschoolers</p>
<p>Take an image of a face from a newspaper or magazine and cut it up and rearrange it in the style of Pablo Picasso.</p>	<p>https://www.pablocicasso.org/</p>
<p>Find a small object and create a large drawing based on what you can see. Use any medium (pencil, pen, paint) that you want.</p>	<p>https://www.accessart.org.uk/drawing_large/</p>
<p>Create your own Andy Goldsworthy design using outdoor materials.</p>	<p>https://www.goldsworthy.cc.gla.ac.uk/</p>
<p>Make a nature paintbrush and create a piece of art inspired by the outdoors.</p>	<p>https://www.messylittlemonster.com/2015/07/stick-craft-nature-paintbrushes.html</p>
<p>Make some natural art. Grab an old frame and select materials from around the house. Can you make a face? A house?</p>	
<p>Clingfilm art. Try painting or drawing on clingfilm rather than paper. Can you find any other materials to paint or draw on?</p> 	
<p>Put masking tape on some card in straight lines then paint of colour in the section. Peel the tape to reveal a masterpiece.</p> 	




St. Michael's C of E Primary School
Ideas for the week



Here are some ideas you might want to do each day. Share your work with us.

	Activity	Website	Information
Monday	Talk for writing The Amazing Adventures of Max	http://www.stmichaelsprimary.durham.sch.uk/our-classes/coronavirus-resources/eyfs-coronavirus/	Read the story and complete an activity each day.
	Transition Week 2	http://www.stmichaelsprimary.durham.sch.uk/our-classes/coronavirus-resources/eyfs-coronavirus/	Find the second week of transition to discuss with your child at home. This is found on the website under PSHE.
	World Rainforest Day	https://worldrainforestday.org/ https://www.rainforest-alliance.org/kids/rainforest-stories	Find a unique animal from the rainforest and create a poster about it include a drawing or an image of it on the cover and as many facts as you can about its habitat, what it eats and any other facts you can find.
Tuesday	International Women in Engineering	https://www.stem.org.uk/resources/elibrary/resource/34191/spaghetti-towers	Make a spaghetti tower using the link provided. Or can you make a wall for Humpty Dumpty to sit on?
Wednesday	Andy Goldsworth inspired art.		Create a piece of art based on Andy Goldsworth. Use the nature you have found out on your walk or in your garden.

	Activity	Website	Information
Thursday	Global Beatles Day	https://www.youtube.com/watch?v=Qyclqo_AV2M&list=PLmo4pBukfRoN8SB5RKvfiY9CTI9pI_IFc	Learn to sing your favourite Beatles song. Can you make up a dance up to go with it?
Friday	Make animal handprints		Get creative and create some artwork using your handprints.



St. Michael's C of E Primary School
Rights Respecting



Article	Website	Information
Article 30 - Minority or indigenous groups, culture, language and religion Every child has the right to learn and use the language, customs and religion of their family whether or not	https://www.unicef.org.uk/rights-respecting-schools/resources/teaching-resources/guidance-assemblies-lessons/article-of-the-week/	This flexible resource is intended to provide you with some easy to use, appropriate rights-related learning to share with your children. Please use the activities on slides 7 and 8 as these are for primary school children.

these are shared by the majority of the people in the country where they live.



St. Michael's C of E Primary School
EYFS Useful Websites



Here are some useful websites that you might use with your children;

Subject/Area	Website	Information
Maths	https://nrich.maths.org/13371	Provides a range of practical games and activities to support you in developing the initial building blocks for mathematical thinking, reasoning and problem solving with your children. This covers numbers, shapes and measurement
Reading	https://www.bbc.co.uk/teach/school-radio/nursery-rhymes-songs-index/zhwdgwx	Animations of some of the best-known traditional nursery rhymes, many sung by BBC Children's TV presenters, with music that your children will love! They're an ideal resource to support you at home.
Maths	https://www.topmarks.co.uk/Search.aspx?Subject=16&AgeGroup=1	A range of online interactive games to support the teaching of maths at home. If your child is in nursery choose games which work with numbers to 10. If your child is in reception choose games which work with numbers to 20.
Maths	https://www.bbc.co.uk/cbeebies/shows/numberblocks	Watch episodes of Numberblocks at home to support your child to develop a deeper understanding of numbers. If your child is in nursery then watch episodes from series 1. If your child is in reception watch episodes from series 1, 2 and 3. Remember to talk about the episode as your child is watching to check their understanding and to model the precise language in the episode.
Physical Development	https://www.youtube.com/user/CosmicKidsYoga	Visit the Cosmic Yoga YouTube channel for some very unique and fun yoga sessions for your children to join in with. Some of these are a short 5 minutes where others are a much longer 30 minutes. Some of our class favourites are 'Hot Air Balloon' 'Washing Machine' and 'Moana'



St. Michael's C of E Primary School
World Class School



Mr Houghton sent a letter out which explained this. If you need any further help please get in touch.

Subject	Information
World Class School	Each day choose a green "We are..." characteristic to complete your 'World Class Diary'. You are required to do the following: - <ul style="list-style-type: none"> • Draw, paint, collage yourself doing, showing or being the green characteristic. • Label your picture (or ask an adult to help) that explains the picture and how you are doing it or being it. Tick off the completed green "We are..." characteristic.

Tick each characteristic once completed in your 'World Class Diary'.

"We are..." characteristics									
good friends		helpful		responsible for our environment		wanting to be the best we can be		caring	
honest		interested in lots of different things		ready for our next steps		enthusiastic and excited about learning at school and outside of school.		proud of our schools	
"We are good at..." characteristics									
listening		learning from mistakes and not giving up		thinking		communicating		leading	
taking risks		researching		planning		improving our work		problem solving and coming up with solutions	
working with others and on our own		coping with change		imagining the future		understanding how we feel about things		understanding how other people feel about things.	



St. Michael's C of E Primary School



Online Activities

Day	Time	Information	Subject / Year	Website
Daily	9am - 9.30am	Joe Wicks - You Tube Channel	PE	https://www.youtube.com/user/thebodycoach1
Daily	10am	Dr Chip's daily dose of Science, Engineering and Computing - Please use the external links via the weblink.	Science, Engineering and Computing	https://drchips.weebly.com/
Daily	10am	Tumble Tots Tumble Tots is the UK's Leading National Active Physical Play Programme for Children from 6 Months to 7 Years.	PE	https://www.facebook.com/TumbleTotsHQ/
Daily	10.30AM	Sally's Adventure Club Details of what the focus is on will be announced the day before but will do things like play ideas, songs, stories and crafts.	Songs, stories and crafts	https://www.facebook.com/sallysadventureclub/
Daily	11am	David Walliams Elevenses David Walliams reads one of his books each day - previous chapters are on the website	Stories	https://www.worldofdavidwalliams.com/elevenses/
Daily	11.30am	Oti Mabuse - Facebook Live Kids themed dance classes BBC Strictly Come Dancing Champion	PE	https://www.facebook.com/OtiMabuse/

Day	Time	Information	Subject / Year	Website
Daily	1pm	Natasha Lamb basics of British Sign Language - daily video to learn sign language - 1 hour Younger children will need support from parents	Sign Language - All	https://www.youtube.com/channel/UC9w889Lid1JHB-AX4dCoQoQ
Daily	2pm	Get Creative - craft activities (the Facebook page tells you earlier on a morning what you will need to do the activities)	Art - All	https://www.facebook.com/CreationStationLtd
Daily	2pm	Lady land Art Club Monday - Still Life Challenge - pens, pencils or paint and paper Tuesday - Active Art - Rip it up! pens, pencils, glue and coloured paper Wednesday - Craft - Leaf Puppets - leaves, paper, tape, sticks Thursday - Design - Design a mural - pens, pencils and paper Friday - Art - Spooky Masks - cardboard, recycling, glue, tape and scissors	Art - All	https://www.instagram.com/p/B9_XmPKHKRi/
Daily	5pm	School Story time - a different teacher each day reading a story book	Story time	https://www.youtube.com/channel/UChAshsxxwAnB_NB_xAcB-FKw?view_as=subscriber
Daily	5.30pm	Chapter Book - Mr Hindmarsh reading The Boy At The Back Of The Class	Story time	https://www.youtube.com/channel/UChAshsxxwAnB_NB_xAcB-FKw?view_as=subscriber
Daily	7pm	Story Time with Oliver Jeffers - Reading a book each day Previous day books are below for people to watch at another time	Story Time	https://www.oliverjeffers.com/abookaday/

Day	Time	Information	Subject / Year	Website
Mondays	9.30am	Ben Clantoon - Instagram Miximal Mondays - click on Instagram picture to watch the video live. Drawing pictures of animals	Drawing	https://www.instagram.com/benclantoon/
Monday	6.30pm	Tom Fletcher - reading a story Videos available after he has read the story	Story time - All	https://www.youtube.com/user/tommcflytwitter
Tuesday and Thursday	10am	Draw with Rob Learn to draw different characters from his book	Drawing - All	http://www.robbiddulph.com/draw-with-rob
Tuesday and Thursday	2.30pm	Adam Bushnell - Story Teller Join Adam for a story which will get the imagination following - send things in to him for the chance to be in with a shout out.	Story Time - All	https://www.youtube.com/channel/UCOMauzYgXgNrgyHWFB4I7gQ
Friday	10am	Seven Stories A different author each week reading a story to the children - check out their Facebook page during the week to see who will be reading the story.	Story Time - All	https://www.facebook.com/7Stories

