



FIVE STONES

Learning Federation

HOME LEARNING PHONICS PACK

YEAR 1

W/B Monday 1st June

UNIT 4: Sound /œ/

For this unit, children will look at different spellings that represent the same sound.

For example -

- the <o> spelling in go.
- the <oa> spelling in boat.
- the <ow> spelling in show.
- the <oe> spelling in toe.
- The <o-e> spelling in bone.

Funded by



Department
for Education


English Hubs

St. Michael's English Hub



ROLL AND READ

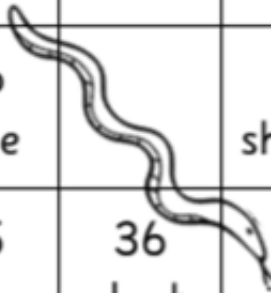



When you roll the die, you have to read the word at the bottom of the column with the same number as the die. Once you've read the word, you should cross it out using a coloured pencil. Can you reach the top of a column?

road	shown	foe	low	boast	joke
coach	doe	most	toe	coat	don't
foam	stone	note	yo-yo	vote	soap
slow	cloak	throne	moan	Joe	coal
nose	cone	croak	no	grow	croak
1		3	4	5	6



SNAKES AND LADDERS

Take part in a game of snakes and ladders. Roll a dice and move the correct number spaces. When you land on a square, say the sounds and read the word. If you land on a ladder, go up! If you land on a snake, go down.

49 note	50 poke	51 bolt	52 stroke	53 bowl	54 boast	55 home	END
48 soap	47 glow	46 vote		44 shown	43 moan	42 don't	41 mow
33 snow	34 low	35 crow	36 cloak	37 joke	38 croak	39 coal	40 groan
32 stow	31 no		29 foam	28 rope	27 toad	26 hoax	25 broke
17 grow	18 Joe	19 roast	20 flow	21 nose	22 goat	23 loaf	24 slope
16 throat	15 float	14 foe	13 bone	12 spoke	11 load		9 boat
1 	2 post	3 blow	4 stone	5 cone	6 go	7 hole	8 drove



WORD SEARCH

Find the following words in the word search by tracking through each line from left to right. When two letters are in one square, they represent one sound. Split spellings are underlined. When you find a word, colour it in.

boast broke coach drove goes joke
most roast snow throne toe

i	m	b	oa	s	t	g	a	b	r	o	v	e
c	e	h	d	oa	s	t	oe	r	o	s	t	o
d	o	l	t	<u>a</u>	s	r	oa	s	t	oe	o	g
p	o	g	j	o	k	e	o	t	b	o	l	g
m	o	t	s	o	b	o	k	e	b	e	l	b
i	m	s	n	ow	p	e	t	g	oe	s	i	s
m	o	s	t	g	oe	t	o	b	r	<u>o</u>	k	<u>e</u>
s	ow	d	e	sh	a	n	o	l	d	a	b	e
c	oa	ch	v	e	b	oe	s	t	r	oa	t	i
t	e	d	p	oe	s	g	d	r	<u>o</u>	v	<u>e</u>	f
a	d	r	o	k	e	b	a	ch	n	oe	g	t
th	o	n	e	r	e	d	oa	s	g	a	g	i
g	oe	f	e	b	i	th	r	<u>o</u>	n	<u>e</u>	o	h
g	s	t	r	o	ll	b	a	d	e	f	o	n
a	f	o	t	s	i	g	a	d	ch	oa	ch	e



COLOUR ME ACTIVITY

For this activity, children will read each word carefully and identify the different spellings of /oe/. Children will colour in each spelling a different colour. The aim is to read all of the words correctly and identify all of the different spellings that represent /oe/.

<o>

<oa>

<ow>

<oe>

<o-e>

toe	so	snow	slow	pole
open	only	old	no	most
know	Joe	grow	goat	go
float	crow	cold	coat	coast
bowl	bone	boat	flow	post



TREE MAP

Spellings for the /oe/ sound.

<o>

<oa>

<ow>

<oe>

<o-e>

- throne
- bone
- coat
- crow
- coach
- goat
- low
- snow

- slow
- go
- So
- know
- Joe
- moat
- toe
- joke

1. Ask the children to create a tree map for the /oe/ sounds using the list above. This can just be done on a piece of paper. Each category, the children put the spellings <o, oa, ow, oe, o-e> at the top (because we always write the spelling, never the sound) and all the words with that spelling underneath. For example, crow and know would be in the same category as they both include the <ow> spelling.
2. Write 5-10 words down from the list above or use the cards below. Encourage the children to read the words as quickly as they can, like the speed read above.
3. Use the words below and ask the children to put them in a big tree map similar to idea number 1.

*** See over for a completed example***



EXAMPLE TREE MAP

Spellings for the /oe/ sound.

<o>

<oa>

<ow>

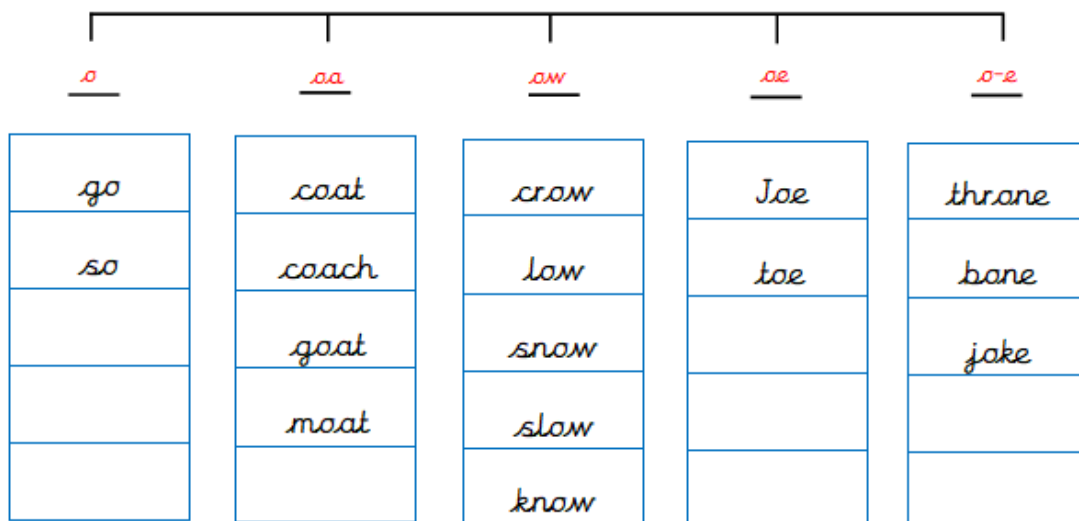
<oe>

<o-e>

- throne
- bone
- coat
- crow
- coach
- goat
- low
- snow

- slow
- go
- so
- know
- Joe
- moat
- toe
- joke

LO: To identify spellings for the /oe/ sound.





TREE MAP WORD LIST

boat

bone

bowl

coat

cold



TREE MAP WORD LIST

crow

float

go

goat

grow