



FIVE STONES

Learning Federation

HOME LEARNING PHONICS PACK

YEAR 1

W/B Monday 11th May

UNIT 2: Sound /ee/

For this unit, children will look at different spellings that represent the same sound.

For example -

- the <ee> spelling in feet.*
- the <ea> spelling in beak.*
- the <y> spelling in funny.*
- the <e> spelling in she.*

Funded by



Department
for Education

English Hubs

St. Michael's English Hub



SPEED READ: SOUND /ee/

How many words can you read in 20 seconds? Set a timer and see how many words you can read correctly. Do this several times over several days and see if you can beat your score.

we

feel

happy

east

dolly

sweet

cream

week

tummy

sea

stream

he

treat

team

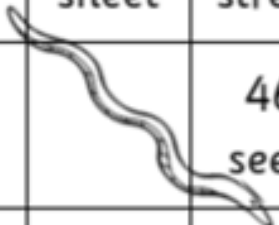

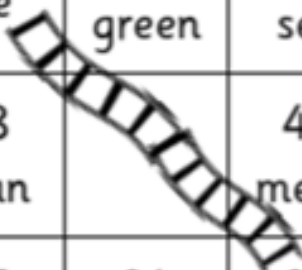



scream

greet



SNAKES AND LADDERS

Take part in a game of snakes and ladders. Roll a die and move the correct number of spaces. When you land on a square, say the sounds and read the word. If you land on a ladder, go up! If you land on a snake, go down. First one to the end wins.

49 heel	50 sheet	51 street	52 peach	53 see	54 Jean	55 happy	END
48 greet		46 seen	45 runny		43 me	42 green	41 sea
33 feel	34 east	35 need	36 clean	37 creep	38 bean		40 mean
32 speak	31 wheat	30 dolly	29 cream	28 we	27 eat	26 bunny	25 tree
17 treat		18 pea	19 seed	20 she	21 team	22 speed	23 beep
16 feet	15 tea	14 sunny	13 read	12 steal	11 funny		9 been
1 	2 be	3 sleek	4 sheep	5 he	6 sweet	7 meal	8 leap



FOUR-IN-A-ROW

Each player chooses a different coloured marker. Start at the bottom and take it in turns to read a word and cross it out with your colour when you have done so. The first person to make a line of four words wins.

treat	need	tea	sleek	see	feet	teams
team	messy	each	wheat	me	seal	Jean
dolly	seed	cream	seem	creep	steal	we
bean	sheet	he	free	seen	pea	mean
sunny	sea	speed	read	wheel	street	funny
meals	runny	heel	east	sweet	feel	leap
clean	be	bunny	sheep	she	green	happy



COLOUR ME ACTIVITY

For this activity, children will read each word carefully and identify the different spellings of /ee/. Children will colour in each spelling a different colour. The aim is to read all of the words correctly and identify all of the different spellings that represent /ee/.

<ee>

<ea>

<e>

<y>

messy	each	wheat	me	seal
seed	cream	seem	creep	steal
sheet	he	free	seen	pea
sea	speed	read	wheel	street
runny	heel	east	sweet	feel



TREE MAP

Spellings for the /ee/ sound.

<ee>

<e>

<ea>

<y>

- | | |
|----------|---------|
| • funny | • she |
| • be | • happy |
| • bunny | • sea |
| • cream | • sunny |
| • dolly | • sweet |
| • dream | • he |
| • freeze | • treat |
| • glee | • steal |

Activity 1—Written Tree Map

Ask the children to create a tree map for the /ee/ sounds using the list above. This can just be done on a piece of paper. Each category, the children put the spellings <ee, e, ea, y> at the top (because we always write the spelling, never the sound) and all the words with that spelling underneath. For example, funny and bunny would be in the same category because /ee/ is represented by the same spelling <y>.

Activity 2—Speed Read

Write 5-10 words down from the list above or use the cards below. Encourage the children to read the words as quickly as they can, like the speed read above.

Activity 3—Carpet Tree Map

Use the words below and ask the children to put them in a big tree map similar to idea number 1.

*** See over for a completed example***

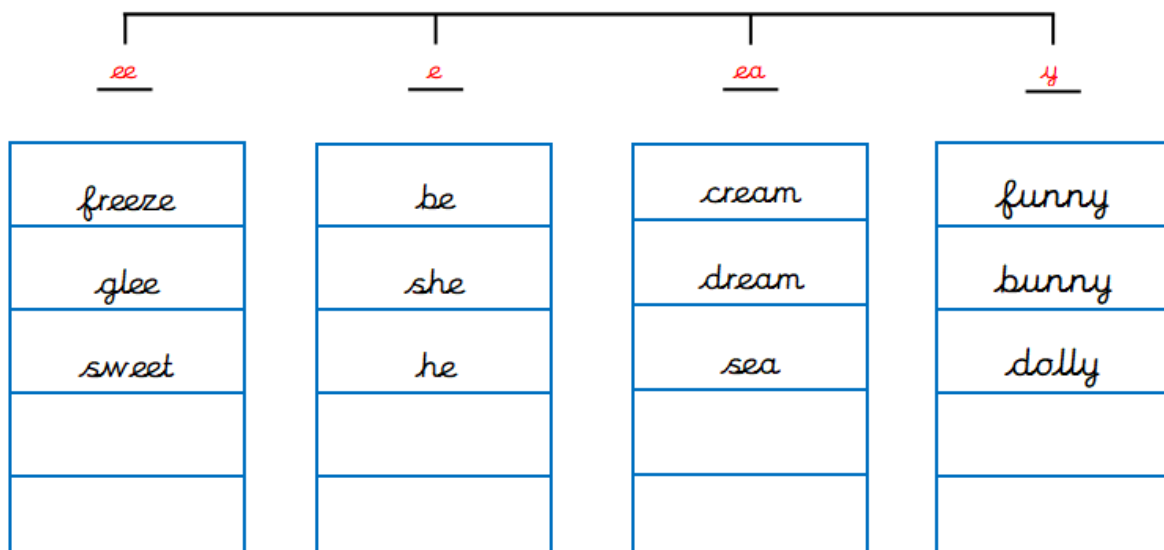


EXAMPLE TREE MAP

Spellings for the /ee/ sound.

- funny
- be
- bunny
- cream
- dolly
- dream
- freeze
- glee
- she
- happy
- sea
- sunny
- sweet
- he
- treat
- steal

LO: To identify spellings for the /ee/ sound.





TREE MAP WORD LIST

funny

be

bunny

cream

we



TREE MAP WORD LIST

meet

messy

dream

pea

feet