







St. Michael's C of E Primary School
Y1 & Y2 - w/b 13th April



Ongoing

Subject	Links	Ideas
Writing		<ul style="list-style-type: none"> Write daily Dairy entry Write your own twist on your favourite fairy tale, for example 'The Three Little Wolves and the Big Bad Pig.' Create an information text about a habitat of your choice. Write your own poem about Spring.
Maths	Multiplication and Division	<ul style="list-style-type: none"> Mathletics Practice your 2, 5 and 10 times tables. Number bonds to 10 and 20. Find fractions of shapes around the home and fractions of different amounts.

	Activity	Website	Information
Monday	Story time	https://www.bbc.co.uk/teach/class-clips-video/religious-studies-ks1-the-christian-story-of-easter/zhgv47h The Easter Story	Listen to the Easter story to help with the next activity.
	Order and retell	See the worksheets below.	Children are encouraged to think about the key dates in the Easter story. Looking closely at the mixed up pictures, put them in order (trying to use the key dates). Once this has been done, find a member of your family to retell the story to.
Tuesday	Egg box crafts	Here are some ideas. 	Using materials that you have in your home, create an Easter inspired creation. Carefully use scissors to cut out each part you need with adult supervision. Decorate using anything you have in the house. Use your imaginations.

	Activity	Website	Information
Wednesday	Toilet roll crafts	Here are some ideas. 	Using materials that you have in your home, create an Easter inspired creation. Carefully use scissors to cut out each part you need with adult supervision. Decorate using anything you have in the house. You your imaginations.
	Story time	https://storytimefromspace.com/stories/the-incredible-intergalactic-journey-home/	Enjoy this story read by Tim Peak in space!!
Thursday	Milk carton crafts	Here are some ideas. 	Using materials that you have in your home, create an Easter inspired creation. An adult may need to cut out the template for this activity. Decorate using anything you have in the house. You your imaginations.
Friday	Decorate an egg	Here are some ideas. 	Time for some egg-straordinary egg decorating. 😊 Again, use your brilliant imaginations or research ideas using the internet (with adult permission and supervision). Please show us your designs on Facebook.
	Practical story time	https://www.youtube.com/watch?v=xhWDiQRrC1Y The Very Hungry Caterpillar	Enjoy story time with a twist today. Complete the Cosmic Yoga session while retelling The Very Hungry Caterpillar.

Order and retell the Easter story.

Look closely at the pictures below. They each show an important day in the Easter story, but they have been mixed up.

1. Can you order them and use the key dates.

(If children need a little help with this, look on the next page)



2. Using the pictures to help you, retell the Easter story to a member of your family.

Order and retell the Easter story.

Look closely at the pictures below. They each show an important day in the Easter story, but they have been mixed up.

1. Can you order them and use the key dates.

- Palm Sunday
- Maundy Thursday
- Good Friday
- Holy Saturday
- Easter Sunday



2. Using the pictures to help you, retell the Easter story to a member of your family.